


Cloud




david
trubridge

Model Number	Assembled Fixture Dimensions	Weight	Material Type	Lamp Details	Bulb Recommendation	Cord Length	Suspension Hardware	Fasteners	Kitset Available?	
CLD-SMAL	X: 49" (1250 mm) Y: 18" (450 mm) Z: 49" (1250 mm)	6 lb (2.4 kg)	3 ply (1/16") FSC Sustainable Bamboo	1 E26 LED, 120V (60 Hz), 100 W	G40	10' (3 m)	3 x Suspension Wires	Nylon Rivets	No	
CLD-LARG	X: 68" (1725 mm) Y: 19" (475 mm) Z: 39" (1000 mm)	8 lb (3.4 kg)	3 ply (1/16") FSC Sustainable Bamboo	1 E26 LED, 120V (60 Hz), 100 W	G40	10' (3 m)	4 x Suspension Wires	Nylon Rivets	No	

FINISH OPTIONS

Natural Bamboo No Finish



NAT-NAT

Caramel Bamboo No Finish



CAR-CAR

Natural Bamboo Paint Finish (two sided)



BLK-BLK

WHI-WHI

CUS-CUS

Natural Bamboo Paint Finish (one sided)



NAT-AQU

NAT-BLK

NAT-LIM

NAT-ORA

NAT-RED

NAT-WHI

NAT-PNK

NAT-BLU

NAT-CUS

Caramel Bamboo Paint Finish (one sided)



CAR-AQU

CAR-BLK

CAR-LIM

CAR-ORA


CAR-RED

CAR-WHI

CAR-PNK

CAR-BLU

CAR-CUS




Cloud

Lead time

QUICK SHIP 2-3 days	STOCK 4-6 weeks	MADE TO ORDER 6-10 weeks	SPECIAL ORDER 8-12 weeks	FINISH NOT AVAILABLE
------------------------	--------------------	-----------------------------	-----------------------------	----------------------

		SMAL	LARG
	NAT-NAT		
	NAT-AQU		
	NAT-BLK		
	NAT-LIM		
	NAT-ORA		
	NAT-RED		
	NAT-WHI		
	NAT-PNK		
	NAT-BLU		
	NAT-CUS		
	CAR-CAR		
	CAR-AQU		
	CAR-BLK		
	CAR-LIM		
	CAR-ORA		
	CAR-RED		
	CAR-WHI		
	CAR-PNK		
	CAR-BLU		
	CAR-CUS		
	BLK-BLK		
	WHI-WHI		
	CUS-CUS		



Overlapping layers of bamboo are arranged in concentric layers that are symmetric i.e. the top of the fixture mirrors the bottom.



Suspension wires support the fixture from the ceiling and are elegantly integrated into the design.