



# Kina



Model Number	Assembled Fixture Dimensions	Weight	Material Type	Lamp Details	Cord Length	Suspension Hardware	Fasteners	Kitset Available?	Bulb Recommendation	
KIN-0440	X: 17" (440 mm) Y: 8" (200 mm) Z: 17" (440 mm)	1.1 lb (0.5 kg)	3 ply (1/32") Sustainable Bamboo	1 x E26 60 W 120V(60Hz)	10' (3 m)	Not required	Nylon Rivets	Yes	A15/G19	
KIN-0600	X: 24" (600 mm) Y: 11" (280 mm) Z: 24" (600 mm)	2.0 lb (0.9 kg)	3 ply (1/16") Sustainable Bamboo	1 x E26 100 W 120V(60Hz)	10' (3 m)	Not required	Nylon Rivets	Yes	A19/G25	
KIN-0800	X: 31" (800 mm) Y: 15" (370 mm) Z: 31" (800 mm)	3.3 lb (1.5 kg)	3 ply (1/16") Sustainable Bamboo	1 x E26 100 W 120V(60Hz)	10' (3 m)	Not required	Nylon Rivets	Yes	A19/G25	
KIN-1000	X: 39" (1000 mm) Y: 17" (420 mm) Z: 39" (1000 mm)	5.4 lb (2.5 kg)	3 ply (1/16") Sustainable Bamboo	1 x E26 100 W 120V(60Hz)	10' (3 m)	1 x Suspension Wire	Nylon Rivets	Yes	A19/G25/G40	
KIN-1400	X: 55" (1400 mm) Y: 26" (650 mm) Z: 55" (1400 mm)	12.1 lb (5.5 kg)	3 ply (3/32") Sustainable Bamboo	1 x E26 100 W 120V(60Hz)	10' (3 m)	4 x Suspension Wires	Nylon Rivets	Yes	A23/G40	

## FINISH OPTIONS

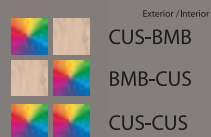
### Bamboo - No Finish




### Paint Finish (two sided)



### Custom (Minimum order 6-10)



### Bamboo + Paint Finish



### (one sided)

